

HemoCue® Glucose 201 RT System



Accurate Answers With Full Confidence

The HemoCue® Glucose 201 RT system puts lab-equivalent answers in health professionals' hands when they're needed most — at the point of care. Not only does the unique cuvette technology enable the highest accuracy in just three simple steps, but it reduces serious contamination risks.

Accuracy Starts With Us



To learn more about HemoCue® Glucose 201 RT System, please scan the QR-code with your smartphone or visit hemocue.com

Enables Right Decisions at the Point of Care

- ▶ Used for screening, monitoring and diagnosis of diabetes mellitus
- ▶ Precise monitoring for better glycemic control

Reduces Margins of Error and Risks of Infection

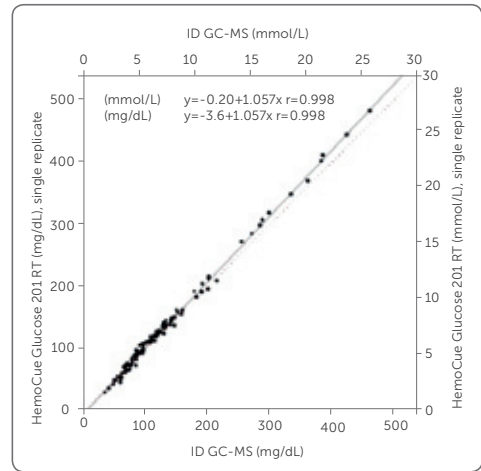
- ▶ Microcuvette technology means no need to bring analyzer near patients, reducing the risk of spreading infection
- ▶ Individually wrapped microcuvettes to avoid contamination and maximize shelf-life
- ▶ No clinically significant lot-to-lot variation
- ▶ Fixed analyzer calibration, means no need to recalibrate

Offers Convenience and Flexibility

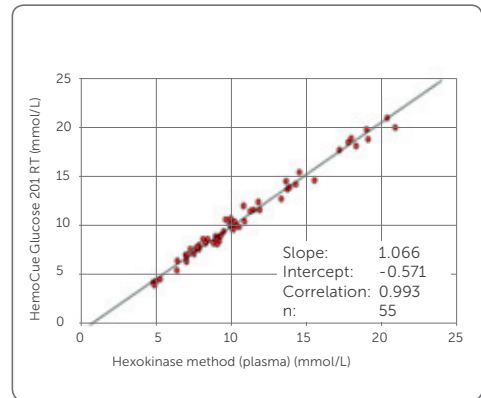
- ▶ Handheld and battery-operated system with room temperature microcuvette storage, ideal for mobile settings

HemoCue® Glucose 201 RT System

Principle	Modified glucose dehydrogenase in which the total amount of glucose is measured at the end point photometrically
Calibration	Factory calibrated and traceable to the ID GC-MS method; needs no further calibration and no coding
Sample Material	Capillary, venous or arterial whole blood
Measurement Range	Plasma equivalent values: 0–31 mmol/L (0–560 mg/dL) Whole blood values: 0–27.8 mmol/L (0–500 mg/dL)
Results	Within one minute for normal glucose levels
Sample Volume	< 4 µL
Dimensions	160 × 85 × 43 mm (6.30 × 3.35 × 1.69 inches)
Weight	350 g (0.77 pounds) with batteries installed
Storage Temp.	Analyzer: 0–50 °C (32–122 °F) Microcuvettes: 0–30 °C (32–86 °F)
Operating Temp.	15–27 °C (59–80 °F)
Power	AC Adapter or 4 AA batteries
Interface	Printer and HemoCue® Basic Connect including barcode scanner
Quality Control	Built-in "selftest"; system can be verified using liquid controls

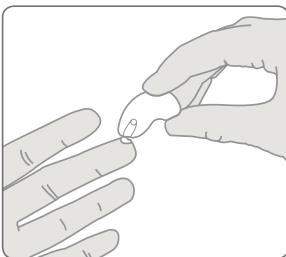


Venous EDTA samples measured on HemoCue Glucose 201 RT as single replicate versus ID GC-MS mean values.

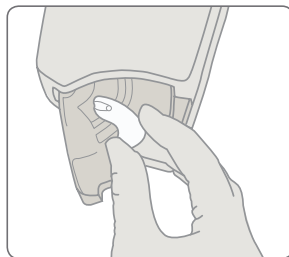


Method comparison in capillary whole blood compared with calculated plasma reference method values. Evaluation of HemoCue Glucose 201 RT performed by Dr ir. R.J. Slingerland (PhD) at Isala Clinics, Zwolle, The Netherlands.

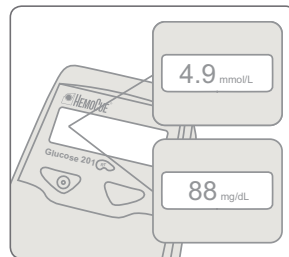
Three Simple Steps



1 Fill microcuvette.



2 Place microcuvette into analyzer.



3 View results (either in mmol/L or mg/dL).

HemoCue AB | PO Box 1204 | SE-262 23 Ängelholm | Sweden
Phone +46 77 570 02 10 | Fax +46 77 570 02 12 | info@hemocue.se | hemocue.com

HemoCue has been a leader in point-of-care medical diagnostics for over 30 years. We specialize in giving healthcare providers lab-quality accuracy with results comparable to that of a clinical lab.

